

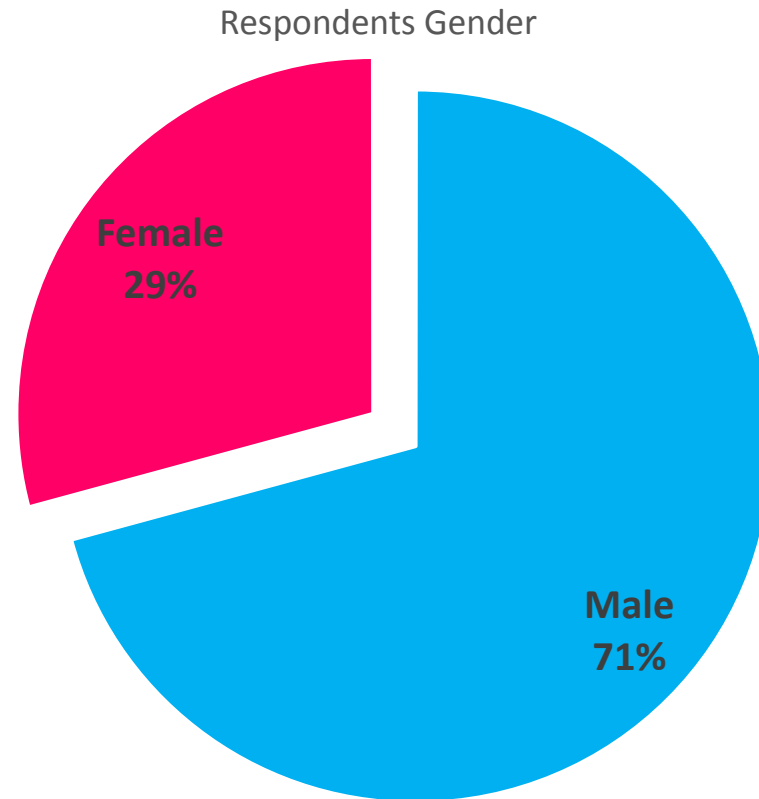
Summary of the Project

The Phoenix Ryan White Part A Eligible Metropolitan Area (EMA) and the State of Arizona Ryan White Part B programs, are responsible for delivering Part A and Part B core medical and support services for people living with HIV/AIDS (PLWHA) in both the greater Phoenix area and the State of Arizona. The Phoenix EMA is comprised of the counties of Maricopa and Pinal.

Collaborative Research, LLC (CR), in partnership with the Phoenix EMA and Arizona Ryan White Part B program conducted a special study of newly diagnosed clients. Newly diagnosed is defined as any client in the State of Arizona within the last 18 months receiving a confirmed positive HIV test result.

The methodology for conducting this special study included the following areas: 1) documentation review; 2) data collection and analysis; and 3) the production of a final report. The data collection process utilized a telephone survey instrument that adhered to the topics that were determined and approved by both Ryan White Part A and B. Also in this process, CR created survey tools and scripts to evaluate the patterns of where newly HIV diagnosed clients may socialize and social media trends used to communicate and find sexual partners. These tools were closely linked to elements utilized by Arizona HIV prevention staff as insights into the community's sexual habits. This information will inform the Arizona Statewide Integrated Comprehensive Plan strategies and also guide treatment and adherence services.

Respondent Demographics (n=65)



Male	46
Female	19

In-depth look at Gender – Male (n=46)



32

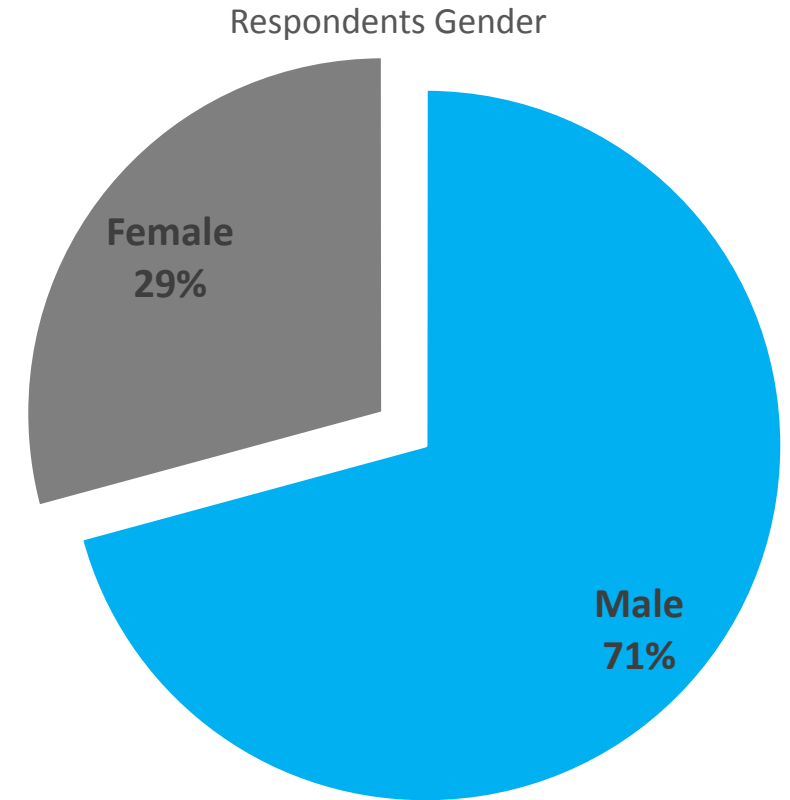
Average Age
of respondent

METHOD OF EXPOSURE

- 70% MSM exposure
- 15% Heterosexual exposure
- 11% Other exposure (tattoo, unknown)
- 4% IDU

RACE / ETHNICITY

- 46% White
- 33% Black / African American
- 13% Native American
- 2% Asian
- 2% Pacific Islander
- 4% Other: Biracial
- **30% are Hispanic/Latin in origin**



In-depth look at Gender – Male (n=46)

FACT ABOUT THE MALE RESPONDENTS

- 67% received prevention messages before testing positive
- 37% discussed transmission risks with friends and family
- 63% did not know anyone HIV positive prior to testing positive
- 63% hang out with friends at bars or clubs

WHERE DID YOU RECEIVE INFORMATION ABOUT HIV?

- 15% school
- 13% social media
- 52% internet search (Google, Bing, etc.)
- 13% family or friends
- 91% medical provider
- 7% other sources (Library, Church Youth Group)

WHERE WAS FIRST POSITIVE TEST?

- 52% Clinic or HIV testing facility
- 22% PCP, Doctor's office
- 20% Emergency Department / Hospital
- 4% Donating blood/plasma
- 2% During life insurance application

100%

Were referred to
HIV Services

83%

Are taking meds

52%

Are undetectable

48%

Never Tested
Before


42%

Tested because
they were ill or
not feeling well

30%

Know of PrEP

In-depth look at Gender – Female (n=19)



38

Average Age
of respondent

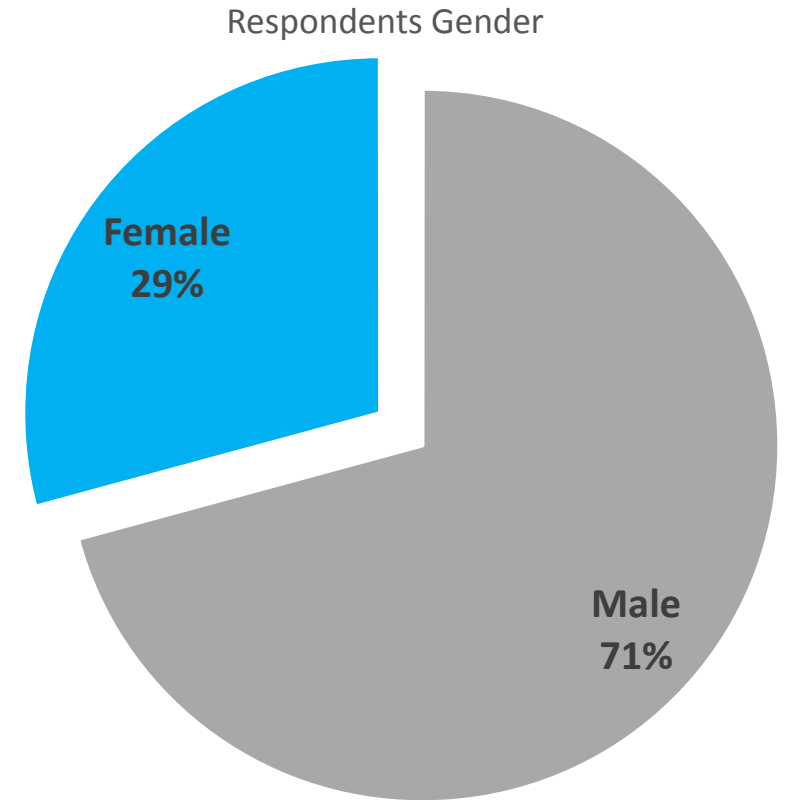
METHOD OF EXPOSURE

- 85% Heterosexual exposure
- 11% IDU
- 5% Other - Tattoo

RACE / ETHNICITY

- 53% White
- 42% Black / African American
- 5% Native American

- **37% are Hispanic/Latin in origin**



In-depth look at Gender – Female (n=19)

FACT ABOUT THE FEMALE RESPONDENTS

- 68% received prevention messages before testing positive
- 26% discussed transmission risks with friends and family
- 89% did not know anyone HIV positive prior to testing positive
- 42% hang out with friends at home
- 57% hang out with friends at mall
- 63% hang out with friends at bar or restaurant

WHERE DID YOU RECEIVE INFORMATION ABOUT HIV?

- 5% school
- 16% internet search (Google, Bing, etc.)
- 13% family or friends
- 100% medical provider

WHERE WAS FIRST POSITIVE TEST?

- 21% Clinic or HIV testing facility
- 42% PCP, Doctor's office
- 26% Emergency Department / Hospital
- 5% Donating blood/plasma
- 5% Jail

89%

Were referred to
HIV Services

95%

Are taking meds

79%

Are undetectable

42%

Never Tested
Before

68%

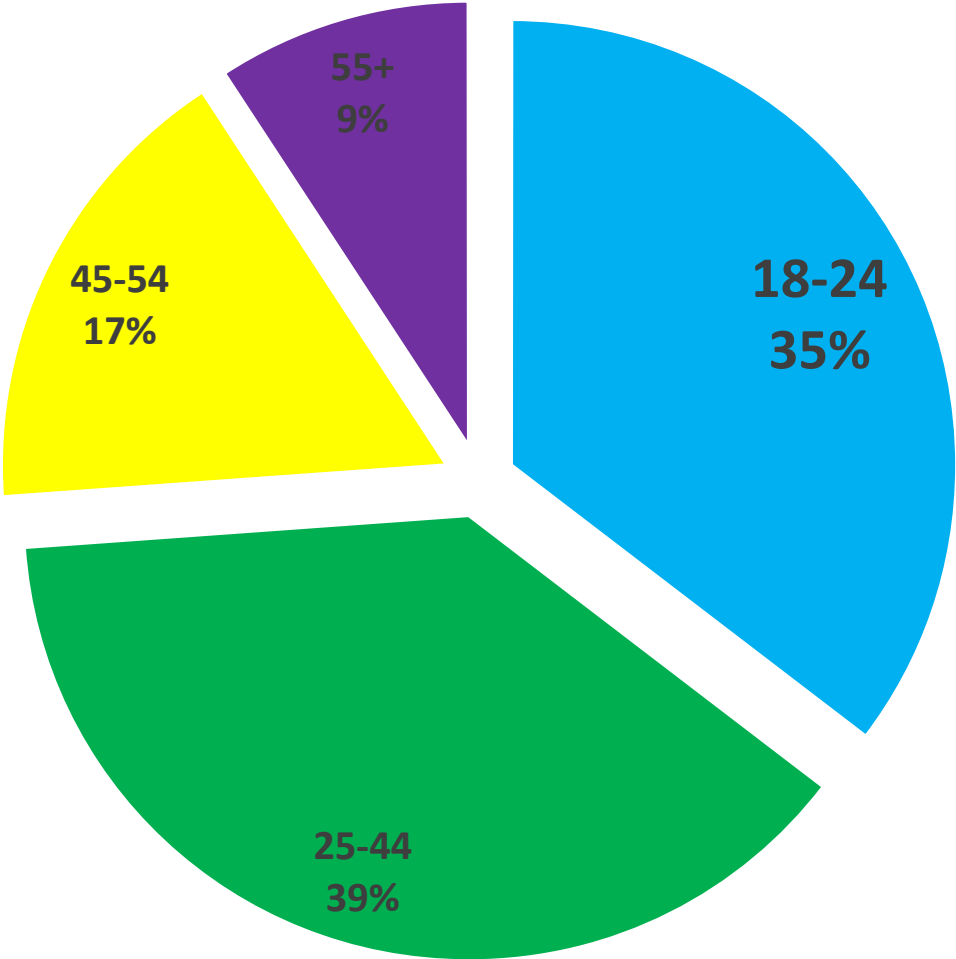
Tested because
they were ill or
not feeling well

0%

Know of PrEP

In-depth look at Age of Respondents (n=65)

Respondent Age Ranges



34
Average Age
of respondent

18-24	23
25-44	23
45-54	11
55+	6

In-depth look at Age of Respondents 18-24 (n=23)

METHOD OF EXPOSURE

- 78% Male to male sexual contact
- 17% Heterosexual contact
- 5% IDU

RACE / ETHNICITY

- 4% Asian
- 48% Black / African American
- 9% Native American
- 4% Pacific Islander
- 35% White

- **35% are Hispanic/Latin in origin**

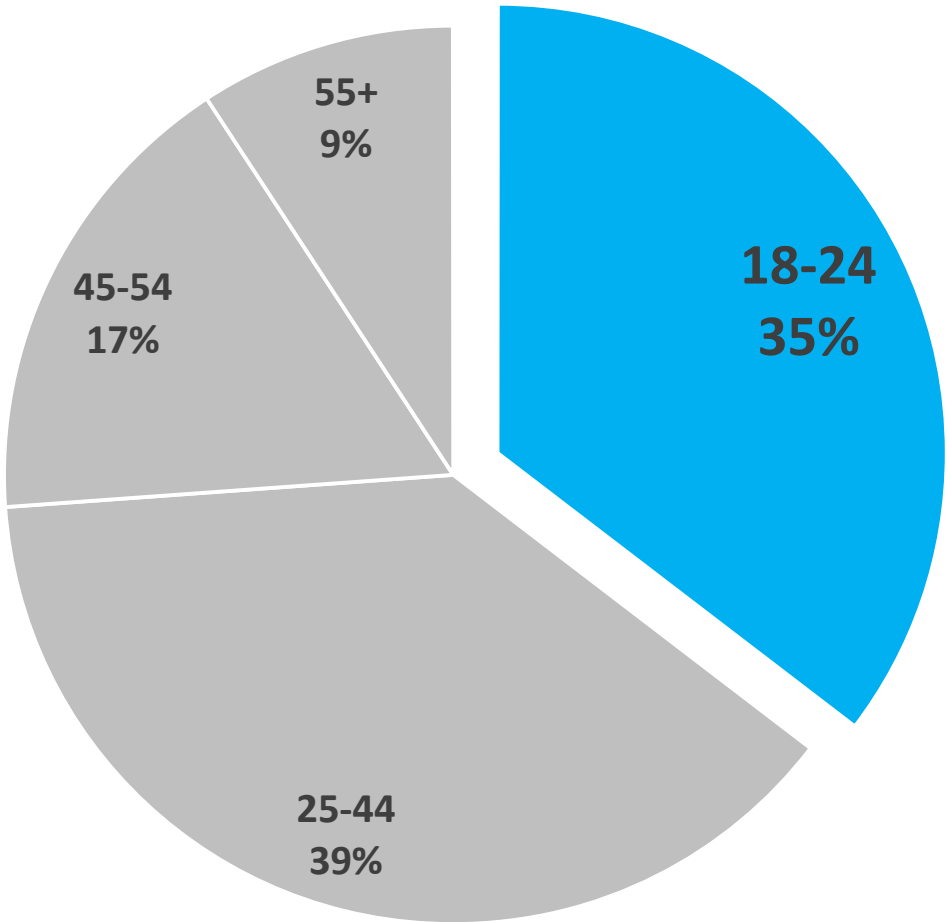
GENDER

- 83% Male
- 17% Female

21

Average Age
of respondent

Respondent Age Ranges



In-depth look at Age of Respondents 18-24 (n=23)

FACT ABOUT THE AGED 18-24 RESPONDENTS

- 78% received prevention messages before testing positive
- 48% discussed transmission risks with friends and family
- 78% did not know anyone HIV positive prior to testing positive
- 67% hang out on social media sites/apps (Facebook, Grindr, etc.)
- 83% hang out with friends at bars, restaurants and clubs
- 45% hang out at friends homes where they have parties

WHERE DID YOU RECEIVE INFORMATION ABOUT HIV?

- 26% school
- 17% Social media (Facebook, Twitter, Grindr, Scruff, etc.)
- 65% internet search (Google, Bing, etc.)
- 13% family or friends
- 83% medical provider
- 9% other sources (church and library)

WHERE WAS FIRST POSITIVE TEST?

- 57% Clinic or HIV testing facility
- 22% PCP, Doctor's office
- 13% Emergency Department / Hospital
- 4% Donating blood/plasma
- 4% Life insurance application

100%

Were referred to
HIV Services

74%

Are taking meds

57%

Are undetectable

43%

Never Tested
Before

35%

Tested because
they were ill or
not feeling well

30%

Know of PrEP

In-depth look at Age of Respondents 25-44 (n=25)

METHOD OF EXPOSURE

- 52% Male to male sexual contact
- 44% Heterosexual contact
- 4% Other: Tattoo

RACE / ETHNICITY

- 36% Black / African American
- 16% Native American
- 35% White
- 4% other (multiracial)

- **36% are Hispanic/Latin in origin**

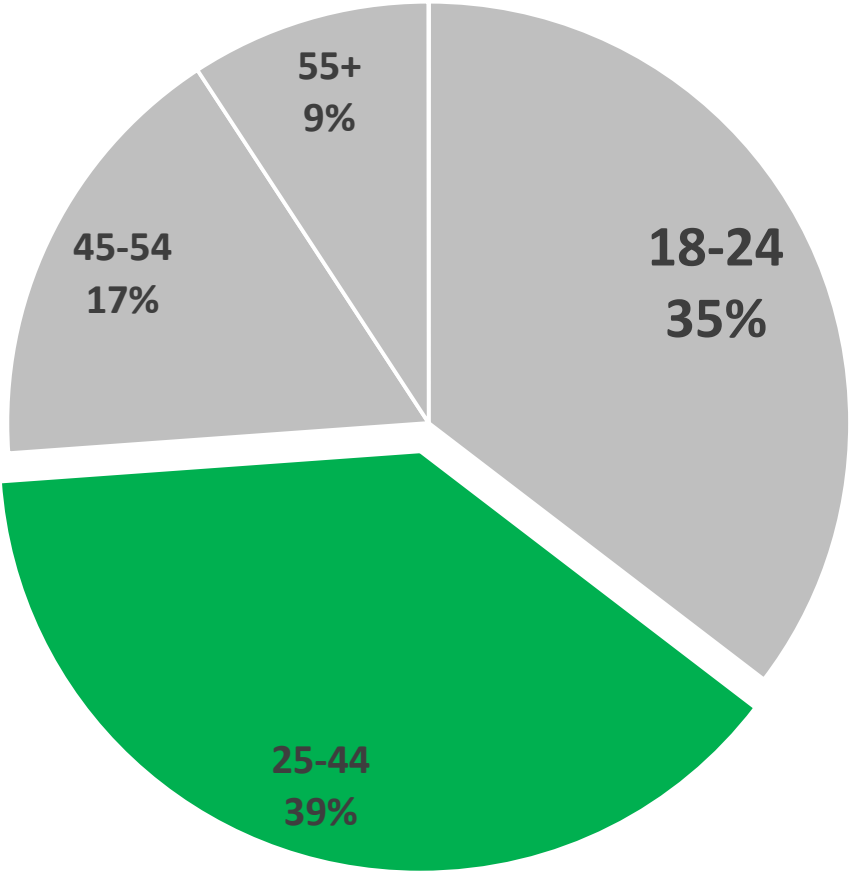
GENDER

- 68% Male
- 32% Female

31

Average Age
of respondent

Respondent Age Ranges



In-depth look at Age of Respondents 25-44 (n=25)

FACT ABOUT THE AGED 25-44 RESPONDENTS

- 56% received prevention messages before testing positive
- 28% discussed transmission risks with friends and family
- 32% did not know anyone HIV positive prior to testing positive
- 32% hang out at home or friends homes
- 60% hang out with friends at bars, restaurants and clubs
- 8% hang out at the mall or shopping venues
- 8% hang out at parks

WHERE DID YOU RECEIVE INFORMATION ABOUT HIV?

- 8% school
- 8% Social media (Facebook, Twitter, Grindr, Scruff, etc.)
- 44% internet search (Google, Bing, etc.)
- 12% family or friends
- 100% medical provider

WHERE WAS FIRST POSITIVE TEST?

- 56% Clinic or HIV testing facility
- 20% PCP, Doctor's office
- 12% Emergency Department / Hospital
- 8% Donating blood/plasma
- 4% Jail

96%

Were referred to
HIV Services

88%

Are taking meds

72%

Are undetectable

40%

Never Tested
Before

32%

Tested because
they were ill or
not feeling well

28%

Know of PrEP

In-depth look at Age of Respondents 45-54 (n=11)

METHOD OF EXPOSURE

- 18% Male to male sexual contact
- 36% Heterosexual contact
- 27% IDU
- 18% Other: Tattoo

RACE / ETHNICITY

- 9% Black / African American
- 9% Native American
- 82% White
- **27% are Hispanic/Latin in origin**

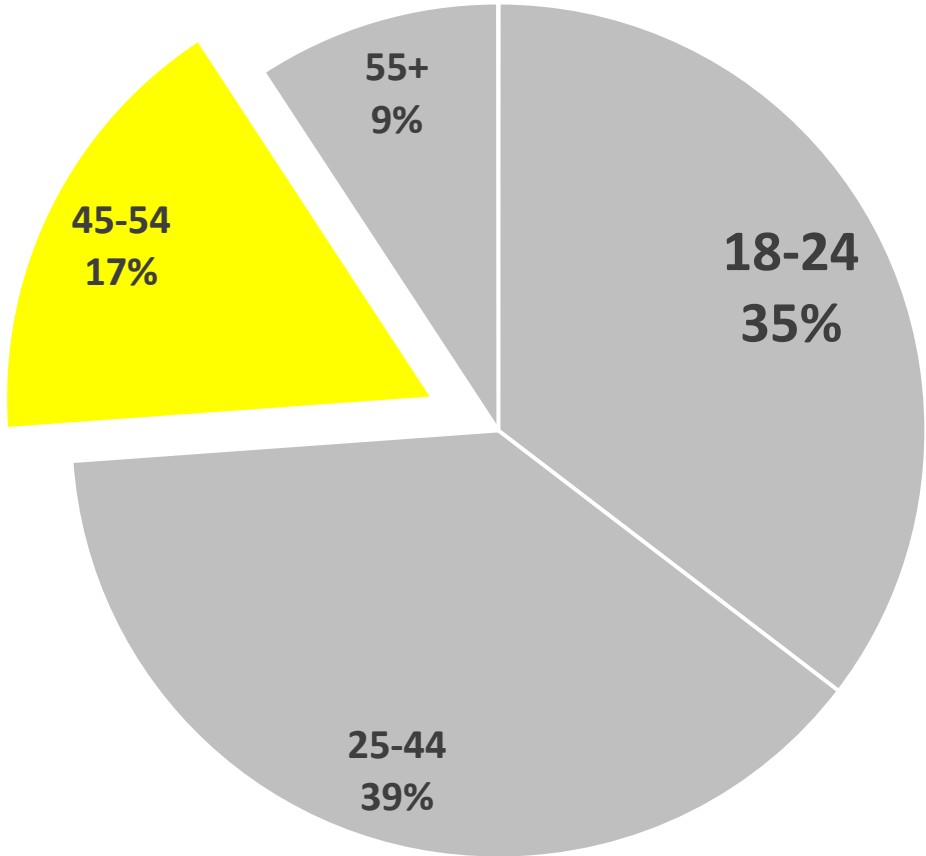
GENDER

- 64% Male
- 36% Female

50

Average Age
of respondent

Respondent Age Ranges



In-depth look at Age of Respondents 45-54 (n=11)

FACT ABOUT THE AGED 45-54 RESPONDENTS

- 64% received prevention messages before testing positive
- 27% discussed transmission risks with friends and family
- 64% did not know anyone HIV positive prior to testing positive
- 36% hang out at home or friends homes
- 18% hang out with friends at bars, restaurants and clubs
- 27% hang out at the mall or shopping venues
- 27% hang out at Church groups/meetings
- 27% hang out at mall or shopping venues

WHERE DID YOU RECEIVE INFORMATION ABOUT HIV?

- 9% internet search (Google, Bing, etc.)
- 100% medical provider

WHERE WAS FIRST POSITIVE TEST?

- 18% Clinic or HIV testing facility
- 27% PCP, Doctor's office
- 55% Emergency Department / Hospital

63%

Never Tested
Before

82%

Tested because
they were ill or
not feeling well

0%

Know of PrEP

91%

Were referred to
HIV Services

100%

Are taking meds

73%

Are undetectable

In-depth look at Age of Respondents 55+ (n=6)

METHOD OF EXPOSURE

- 50% Heterosexual contact
- 50% Other: Unknown

RACE / ETHNICITY

- 33% Black / African American
- 67% White
- **17% are Hispanic/Latin in origin**

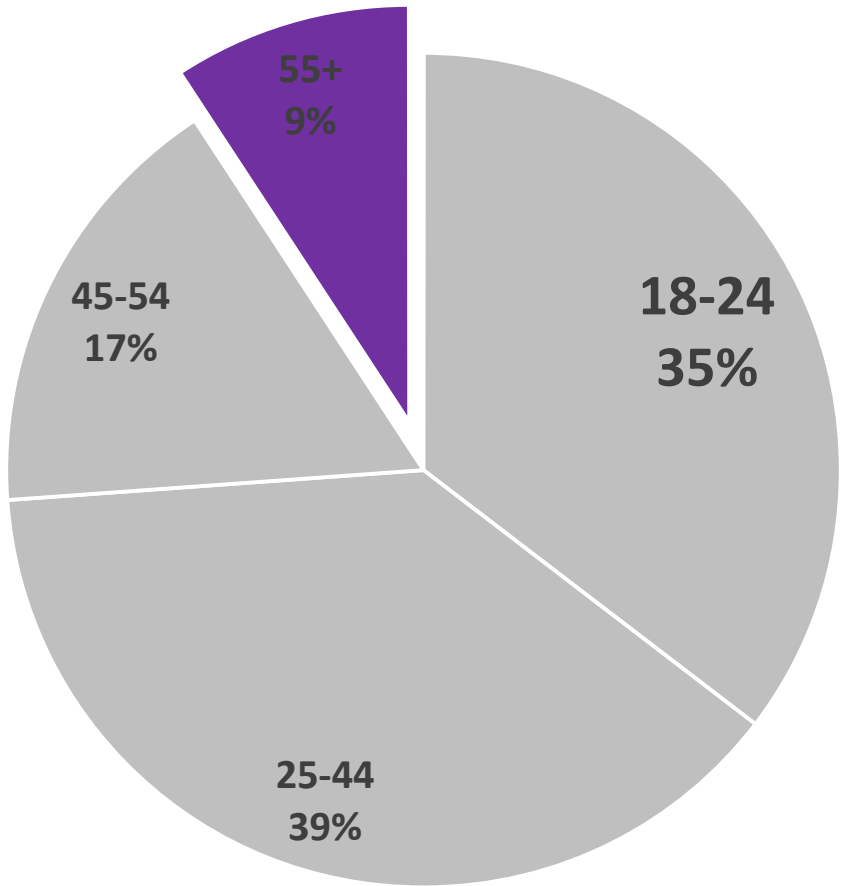
GENDER

- 50% Male
- 50% Female

63

Average Age of respondent

Respondent Age Ranges



In-depth look at Age of Respondents 55+ (n=6)

FACT ABOUT THE AGED 55+ RESPONDENTS

- 83% received prevention messages before testing positive
- 17% discussed transmission risks with friends and family
- 67% did not know anyone HIV positive prior to testing positive
- 67% hang out at home or friends homes
- 33% hang out with friends at bars, restaurants and clubs
- 33% hang out at the mall or shopping venues
- 33% hang out at Church groups/meetings
- 33% hang out at mall or shopping venues

WHERE DID YOU RECEIVE INFORMATION ABOUT HIV?

- 100% medical provider

WHERE WAS FIRST POSITIVE TEST?

- 83% PCP, Doctor's office
- 17% Emergency Department / Hospital

50%

Never Tested
Before

100%

Tested because
they were ill or
not feeling well

0%

Know of PrEP

100%

Were referred to
HIV Services

100%

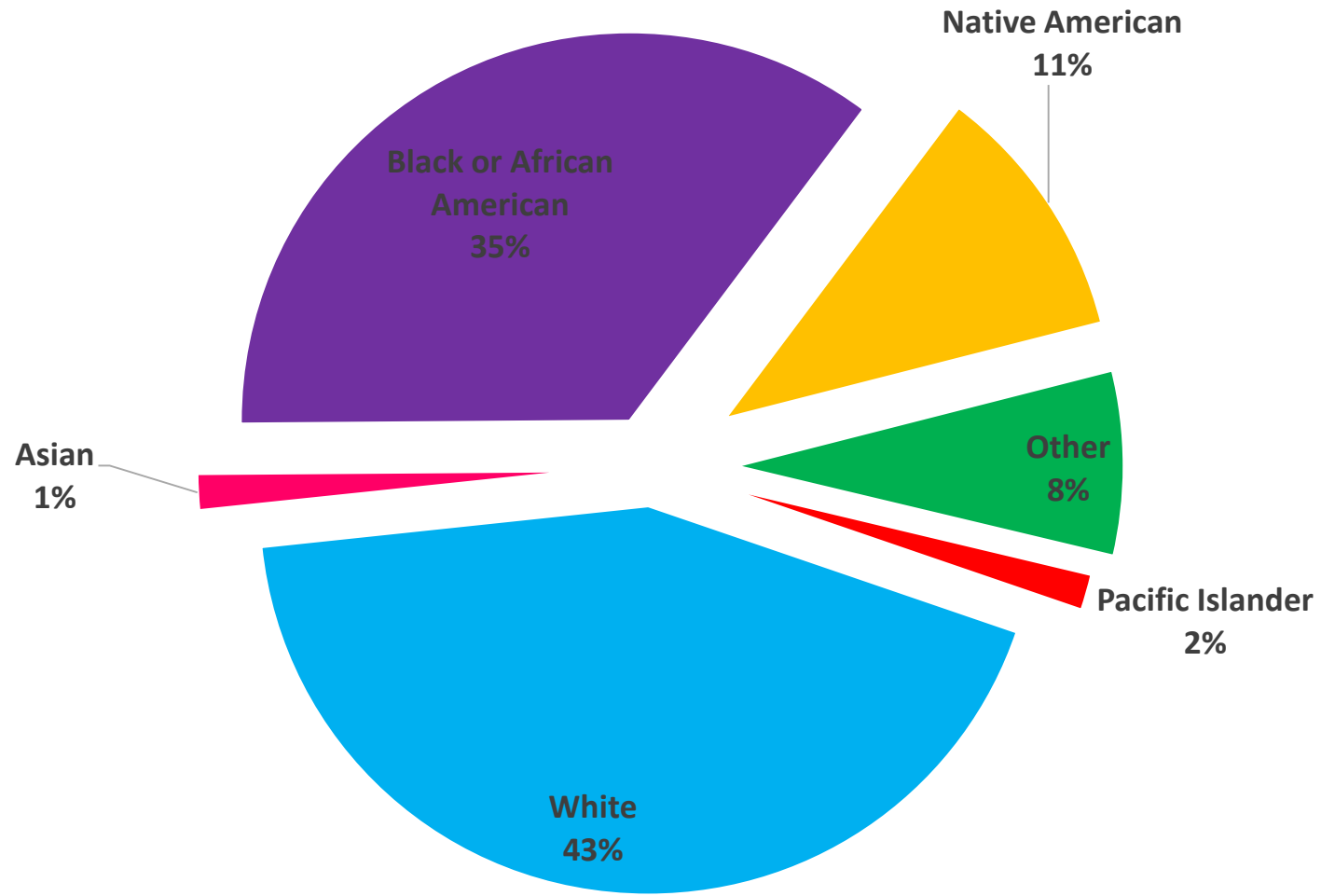
Are taking meds

83%

Are undetectable

Respondent Demographics (n=65)

Race & Ethnicity of Respondents



Asian	1
Black or African American	23
Native American	7
Other	5
Pacific Islander	1
White	28

Respondents who are Hispanic / Latino		
Yes	21	32%
No	44	68%

In-depth look at Asian Respondents (n=2)

METHOD OF EXPOSURE

- 100% MSM

GENDER

- 100% Male

FACT ABOUT ASIAN RESPONDENTS

- 50% received prevention messages before testing positive
- 0% discussed transmission risks with friends and family
- 0% did not know anyone HIV positive prior to testing positive
- 50% hang out at home or friends homes
- 50% hang out with friends at bars, restaurants and clubs
- 50% hang out at school groups/meetings
- 50% hang out at parks and outdoor sports venues

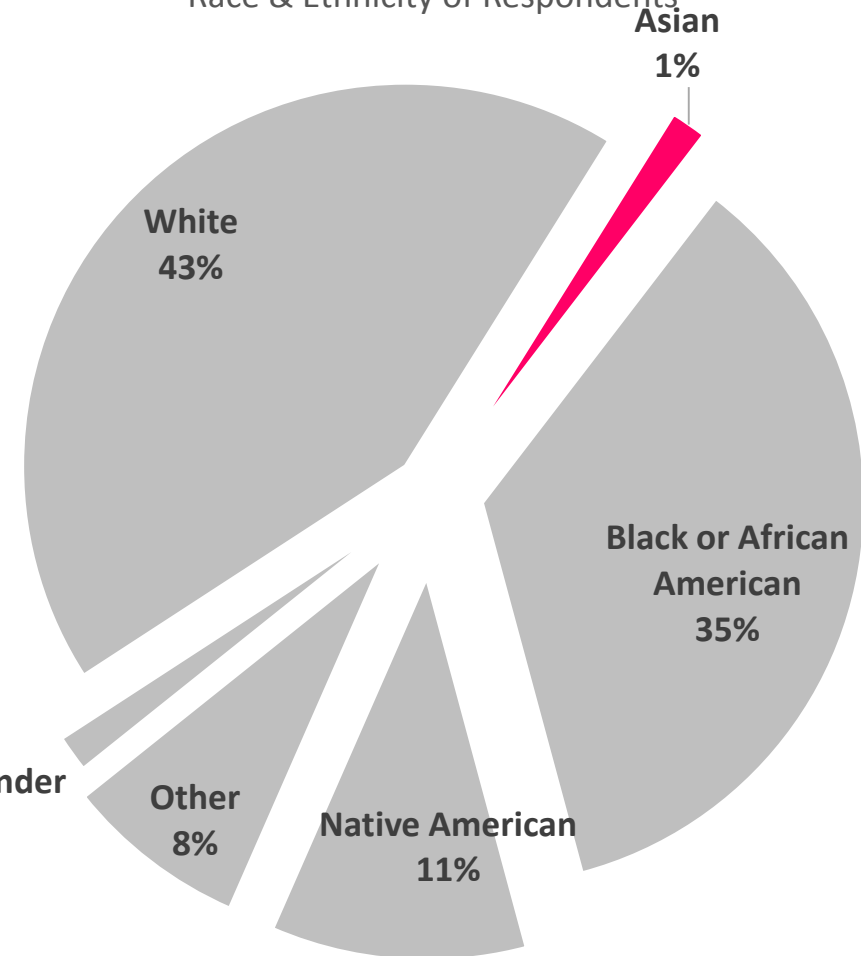
WHERE DID YOU RECEIVE INFORMATION ABOUT HIV?

- 50% medical provider
- 50% Internet

21

Average Age
of respondent

Race & Ethnicity of Respondents



In-depth look at Asian Respondents (n=2)

WHERE WAS FIRST POSITIVE TEST?

- 100% Clinic or HIV testing facility

100%

Never Tested
Before

100%

Tested because
partner
notification

0%

Know of PrEP

100%

Were referred to
HIV Services

100%

Are taking meds

100%

Are undetectable

In-depth look at African American/Black Respondents (n=23)

METHOD OF EXPOSURE

- 43% Male to male sexual contact
- 52% Heterosexual contact
- 5% Unknown

GENDER

- 65% Male
- 35% Female

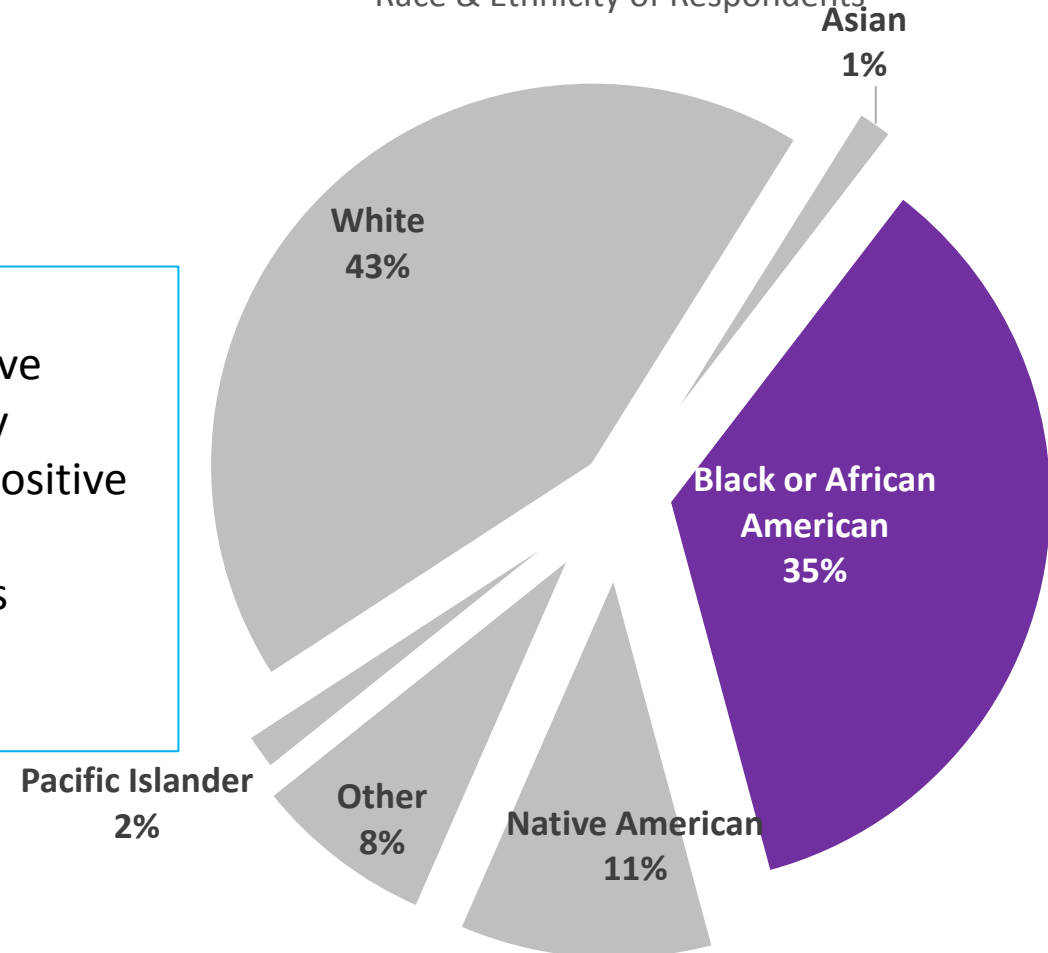
FACT ABOUT AFRICAN AMERICAN/BLACK RESPONDENTS

- 65% received prevention messages before testing positive
- 40% discussed transmission risks with friends and family
- 70% did not know anyone HIV positive prior to testing positive
- 47% hang out at home or friends homes
- 76% hang out with friends at bars, restaurants and clubs
- 33% hang out at school groups/meetings
- 52% hang out at parks, gym and outdoor sports venues

30

Average Age
of respondent

Race & Ethnicity of Respondents



In-depth look at African American/Black Respondents (n=23)

WHERE DID YOU RECEIVE INFORMATION ABOUT HIV?

- 17% School
- 26% Social Network (FaceBook, Twitter, Instagram, KiK, Grindr)
- 43% Internet (Google, Bing, Yahoo)
- 22% Family, Friend, or Acquaintances
- 96% Medical Provider (Doctor, Nurse, Health Department)
- 9% Other: Library, Church Group

WHERE WAS FIRST POSITIVE TEST?

- 61% Clinic or HIV testing facility
- 22% PCP, Doctor's office
- 17% Emergency Department / Hospital

39%

Never Tested
Before

39%

Tested because
they were ill or
not feeling well

30%

Know of PrEP

100%

Were referred to
HIV Services

91%

Are taking meds

74%

Are undetectable

In-depth look at Native American Respondents (n=7)

METHOD OF EXPOSURE

- 57% Male to male sexual contact
- 29% Heterosexual contact
- 14% Unknown

GENDER

- 86% Male
- 14% Female

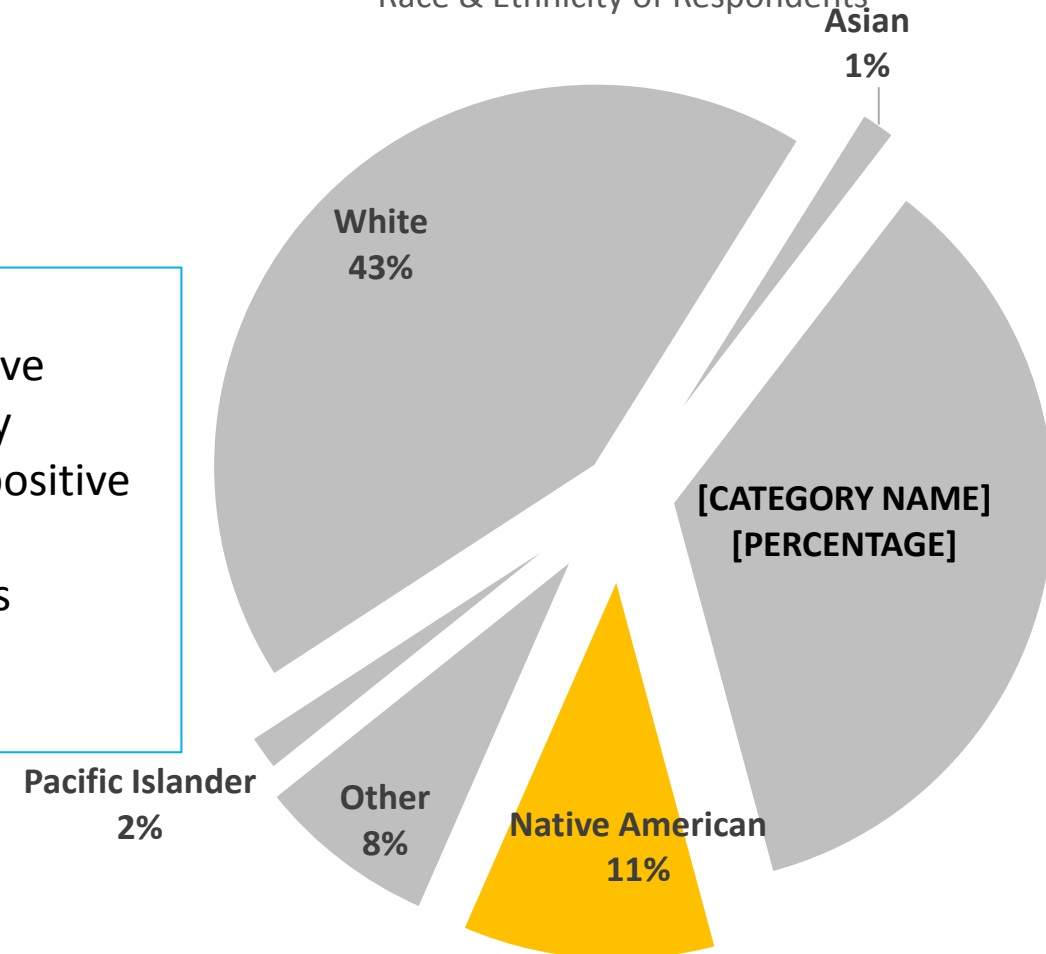
FACT ABOUT NATIVE AMERICAN RESPONDENTS

- 86% received prevention messages before testing positive
- 57% discussed transmission risks with friends and family
- 71% did not know anyone HIV positive prior to testing positive
- 57% hang out at home or friends homes
- 29% hang out with friends at bars, restaurants and clubs
- 14% hang out church
- 14% hang out at parks and outdoor sports venues

32

Average Age
of respondent

Race & Ethnicity of Respondents



In-depth look at Native American Respondents (n=7)

WHERE DID YOU RECEIVE INFORMATION ABOUT HIV?

- 14% School
- 29% Internet (Google, Bing, Yahoo)
- 100% Medical Provider (Doctor, Nurse, Health Department)

WHERE WAS FIRST POSITIVE TEST?

- 29% Donating blood/plasma
- 14% Clinic or HIV testing facility
- 14% PCP, Doctor's office
- 43% Emergency Department / Hospital

100%
Never Tested
Before

57%
Tested because
they were ill or
not feeling well

0%
Know of PrEP

100%
Were referred to
HIV Services

71%
Are taking meds

57%
Are undetectable

In-depth look at White Respondents (n=28)

METHOD OF EXPOSURE

- 50% Male to male sexual contact
- 21% Heterosexual contact
- 14% IDU
- 14% Other: (Tattoo, Work, Unknown)

GENDER

- 75% Male
- 25% Female

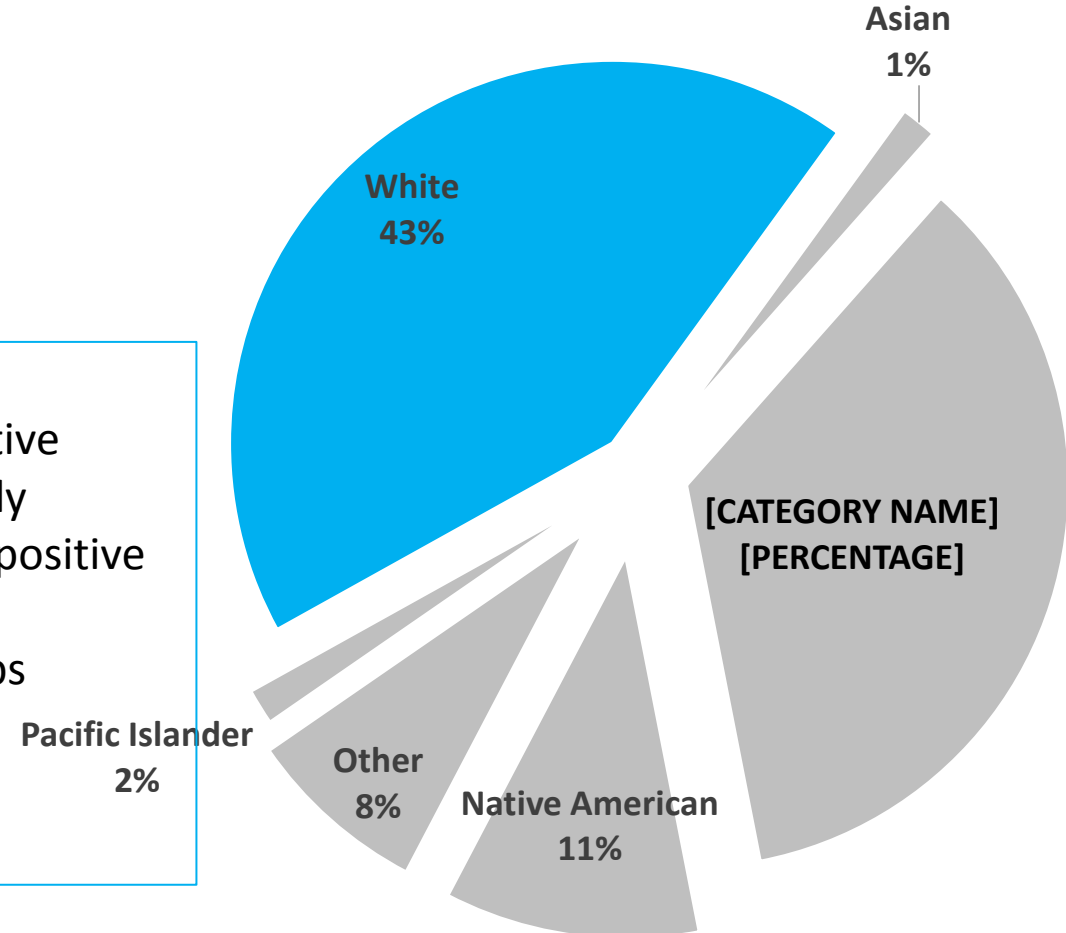
FACT ABOUT WHITE RESPONDENTS

- 64% received prevention messages before testing positive
- 29% discussed transmission risks with friends and family
- 64% did not know anyone HIV positive prior to testing positive
- 77% hang out at home or friends homes
- 83% hang out with friends at bars, restaurants and clubs
- 12% hang out church
- 27% hang out at parks and outdoor sports venues
- 12% hang out at gym

38

Average Age
of respondent

Race & Ethnicity of Respondents



In-depth look at White Respondents (n=28)

WHERE DID YOU RECEIVE INFORMATION ABOUT HIV?

- 25% School
- 39% Internet (Google, Bing, Yahoo)
- 97% Medical Provider (Doctor, Nurse, Health Department)

WHERE WAS FIRST POSITIVE TEST?

- 4% Donating blood/plasma
- 39% Clinic or HIV testing facility
- 36% PCP, Doctor's office
- 18% Emergency Department / Hospital
- 4% Other: Life Insurance Application

29%

Never Tested
Before

54%

Tested because
they were ill or
not feeling well

18%

Know of PrEP

96%

Were referred to
HIV Services

86%

Are taking meds

64%

Are undetectable

In-depth look at Hispanic / Latino Origin (n=21)

METHOD OF EXPOSURE

- 62% Male to male sexual contact
- 28% Heterosexual contact
- 5% IDU
- 5% Other: (Tattoo)

GENDER

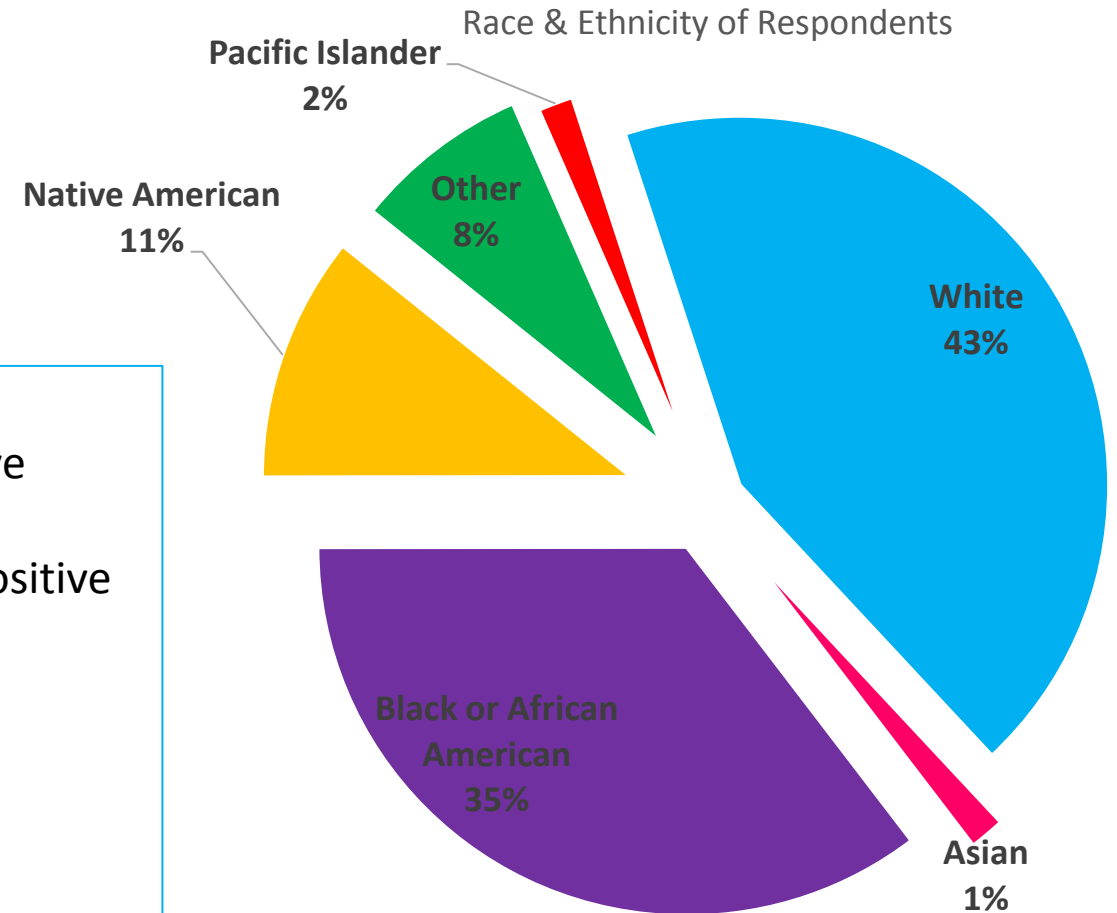
- 67% Male
- 33% Female

FACT ABOUT HISPANIC / LATINO RESPONDENTS

- 62% received prevention messages before testing positive
- 29% discussed transmission risks with friends and family
- 86% did not know anyone HIV positive prior to testing positive
- 55% hang out at home or friends homes
- 78% hang out with friends at bars, restaurants and clubs
- 15% hang out church
- 27% hang out at parks and outdoor sports venues
- 15% hang out at gym
- 44% hang out shopping/mall

31

Average Age
of respondent



In-depth look at Hispanic / Latino Origin (n=21)

WHERE DID YOU RECEIVE INFORMATION ABOUT HIV?

- 14% School
- 48% Internet (Google, Bing, Yahoo)
- 5% Family, Friend, or Acquaintances
- 86% Medical Provider (Doctor, Nurse, Health Department)

WHERE WAS FIRST POSITIVE TEST?

- 10% Donating blood/plasma
- 48% Clinic or HIV testing facility
- 33% PCP, Doctor's office
- 5% Emergency Department / Hospital
- 5% Other: Life Insurance Application

38%

Never Tested
Before

38%

Tested because
they were ill or
not feeling well

29%

Know of PrEP

95%

Were referred to
HIV Services

81%

Are taking meds

57%

Are undetectable

PRE “RISK EVENT” KNOWLEDGE OF HIV TRANSMISSION (n=65)

Question: Before testing positive, had you heard HIV prevention messages?

44 or 68% responded Yes

20 or 31% responded No

1 or 1% responded Not Sure

Question: Before testing positive, did you discuss HIV transmission risks with friends/social circle?

22 or 34% responded Yes

42 or 65% responded No

1 or 1% responded Not Sure

Question: Where have you gotten your HIV information?

12 responded school

11 responded social network (Facebook, Twitter, Instagram, KiK, Grindr, etc.)

34 responded Internet (Google, Bing, Yahoo, etc.)

9 responded family, friends, or acquaintances

57 responded medical provider (Doctor, nurse, health department)

2 responded Other: Library and Church youth group

PRE “RISK EVENT” KNOWLEDGE OF HIV TRANSMISSION (n=65)

Question: Prior to testing positive did you know anyone who is HIV positive?

19 or 29% responded Yes

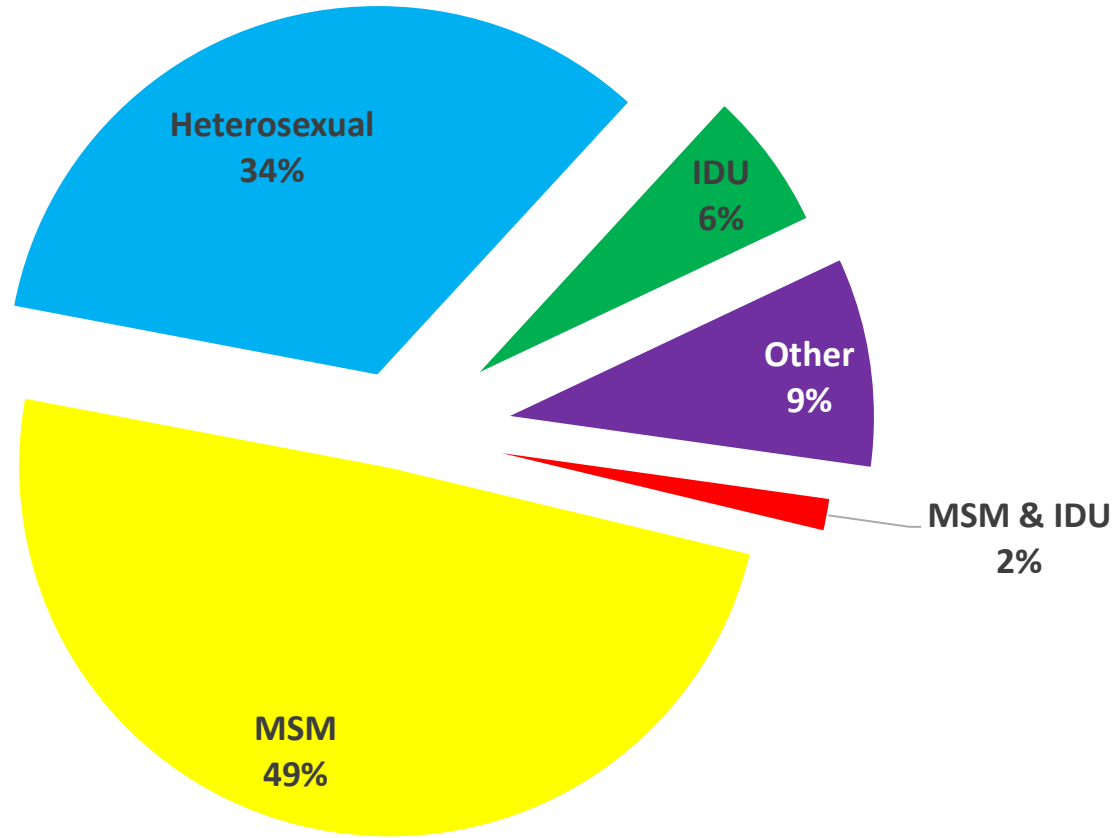
46 or 71% responded No

Question: Where do you hang out with friends?

Club, Bar, Mall, Church, Shopping, Mall, Friends House, Home, Parties, Restaurants, Online, School, Work

Respondent Methods of Exposure (n=65)

Respondents Method of Exposure



MSM & IDU	1
MSM	32
Heterosexual	22
IDU	4
Other	6

In-depth look at MSM Respondents (n=32)



RACE / ETHNICITY

- 3% Asian
- 31% Black / African American
- 13% Native American
- 3% Pacific Islander
- 41% White
- 4% other (multiracial)
- **38% Hispanic / Latino in origin**

FACTS ABOUT MSM RESPONDENTS

- Average Age of Respondents is 26
- 75% received prevention messages before testing positive
- 50% discussed transmission risks with friends and family
- 62% did not know anyone HIV positive prior to testing positive
- 55% hang out at home or friends homes
- 85% hang out with friends at bars, restaurants and clubs
- 27% hang out on social media sites or apps
- 7% hang out church
- 27% hang out at parks and outdoor sports venues
- 7% hang out at gym
- 34% hang out shopping/mall

In-depth look at MSM Respondents (n=32)

WHERE DID YOU RECEIVE INFORMATION ABOUT HIV?

- 22% School
- 19% Social Network (FaceBook, Twitter, Instagram, KiK, Grindr)
- 69% Internet (Google, Bing, Yahoo)
- 19% Family, Friend, or Acquaintances
- 88% Medical Provider (Doctor, Nurse, Health Department)
- 6% Other: Church, Library, Support Groups

WHERE WAS FIRST POSITIVE TEST?

- 59% Clinic or HIV testing facility
- 19% PCP, Doctor's office
- 19% Emergency Department / Hospital
- 3% Other: Life Insurance Application

41%

Never Tested
Before

38%

Tested because
they were ill or
not feeling well

41%

Know of PrEP

100%

Were referred to
HIV Services

78%

Are taking meds

53%

Are undetectable

“RISK EVENT(S)” MSM ONLY (n=33)

Question: Prior to testing positive, did you use Grindr/Scruff/Craigslist/Tindr, etc. for sex hook ups?

21 or 64% responded Yes

11 or 33% responded No

1 or 3% responded Not Sure

32 respondents did not identify MSM as a method of exposure

Question: How many times a week did you use said apps for sex? (n=21)

11 or 52% responded 5+ days

5 or 24% responded 3 – 4 days

5 or 24% responded 1 – 2 days

“RISK EVENT(S)” MSM ONLY (n=33)

Question: Did you ask the HIV status of all hook ups? (n=33)

7 or 21% responded Always

1 or 3% responded Often

11 or 33% responded Sometimes

3 or 9% responded Hardly

2 or 6% responded Never

9 or 27% responded N/A

Question: Did you use alcohol/drugs prior to or during all hook ups? (n=33)

1 or 3% responded Always

4 or 12% responded Often


14 or 42% responded Sometimes

1 or 3% responded Hardly

4 or 12% responded Never

9 or 27% responded N/A

In-depth look at Heterosexual Respondents (n=22)



RACE / ETHNICITY

- 55% Black / African American
- 9% Native American
- 27% White
- 9% other (multiracial)
- **27% Hispanic / Latino in origin**

FACTS ABOUT HETEROSEXUAL RESPONDENTS

- Average Age of Respondents is 38
- 68% are Females
- 32% are Males
- 68% received prevention messages before testing positive
- 18% discussed transmission risks with friends and family
- 95% did not know anyone HIV positive prior to testing positive
- 85% hang out at home or friends homes
- 77% hang out with friends at bars, restaurants and clubs
- 13% hang out church
- 31% hang out at parks and outdoor sports venues
- 13% hang out at gym
- 26% hang out shopping/mall

In-depth look at Heterosexual Respondents (n=22)

WHERE DID YOU RECEIVE INFORMATION ABOUT HIV?

- 5% School
- 14% Internet (Google, Bing, Yahoo)
- 100% Medical Provider (Doctor, Nurse, Health Department)

WHERE WAS FIRST POSITIVE TEST?

- 9% Donating blood/plasma
- 36% Clinic or HIV testing facility
- 32% PCP, Doctor's office
- 23% Emergency Department / Hospital

50%

Never Tested
Before

55%

Tested because
they were ill or
not feeling well

0%

Know of PrEP

91%

Were referred to
HIV Services

91%

Are taking meds

82%

Are undetectable

In-depth look at Injection Drug Use Respondents (n=4)

RACE / ETHNICITY

- 100% White
- **25% Hispanic / Latino in origin**

WHERE DID YOU RECEIVE INFORMATION ABOUT HIV?

- 25% Internet (Google, Bing, Yahoo)
- 100% Medical Provider (Doctor, Nurse, Health Department)

WHERE WAS FIRST POSITIVE TEST?

- 50% PCP, Doctor's office
- 50% Emergency Department / Hospital

FACTS ABOUT IDU RESPONDENTS

- Average Age of Respondents is 41
- 50% are Females
- 50% are Males
- 50% received prevention messages before testing positive
- 0% discussed transmission risks with friends and family
- 50% did not know anyone HIV positive prior to testing positive
- 25% hang out at home or friends homes
- 25% hang out with friends at bars, restaurants and clubs
- 25% hang out church
- 50% hang out group meetings

50%

Never Tested Before

100%

Tested because they were ill or not feeling well

0%

Know of PrEP

100%

Are taking meds

100%

Were referred to HIV Services

50%

Are undetectable

In-depth look at Respondents tested in Clinic or HIV testing facility (n=23)



28

Average Age
of respondent

RACE / ETHNICITY

- 4% Asian
- 43% Black / African American
- 4% Native American
- 4% Pacific Islander
- 35% White
- 9% Other: Multiracial

- **35% are Hispanic/Latin in origin**

METHOD OF EXPOSURE

- 70% MSM exposure
- 30% Heterosexual exposure

GENDER

- 83% Male
- 17% Female

In-depth look at Respondents tested in Clinic or HIV testing facility (n=23)

FACT ABOUT RESPONDENTS TESTED IN CLINIC OR HIV TESTING FACILITIES

- 61% received prevention messages before testing positive
- 43% discussed transmission risks with friends and family
- 65% did not know anyone HIV positive prior to testing positive

26%

Never Tested
Before

30%

Know of PrEP

100%

Were referred to
HIV Services

83%

Are taking meds

WHERE DID YOU RECEIVE INFORMATION ABOUT HIV?

- 22% school
- 17% social media
- 48% internet search (Google, Bing, etc.)
- 17% family or friends
- 96% medical provider
- 9% other sources (Library, Church Youth Group)

52%

Are undetectable

In-depth look at Respondents tested in Doctors Office / PCP (n=19)



GENDER

- 53% Male
- 47% Female

METHOD OF EXPOSURE

- 37% MSM exposure
- 41% Heterosexual exposure
- 11% IDU
- 11% Other: (Work, Tattoo)

39

Average Age
of respondent

RACE / ETHNICITY

- 26% Black / African American
- 5% Native American
- 53% White
- 16% Other: Multiracial

- **37% are Hispanic/Latin in origin**

In-depth look at Respondents tested in Doctors Office / PCP (n=19)

FACT ABOUT RESPONDENTS TESTED IN Doctor Office / PCP

- 58% received prevention messages before testing positive
- 16% discussed transmission risks with friends and family
- 26% did not know anyone HIV positive prior to testing positive

47%

Never Tested
Before

5%

Know of PrEP

WHERE DID YOU RECEIVE INFORMATION ABOUT HIV?

- 5% school
- 32% internet search (Google, Bing, etc.)
- 100% medical provider

95%

Were referred to
HIV Services

84%

Are taking meds

63%

Are undetectable

In-depth look at Respondents tested in the Hospital / Emergency Dept. (n=13)



42

Average Age
of respondent

RACE / ETHNICITY

- 31% Black / African American
- 23% Native American
- 46% White
- **8% are Hispanic/Latin in origin**

METHOD OF EXPOSURE

- 31% MSM exposure
- 31% Heterosexual exposure
- 15% IDU
- 23% Other: (Tattoo, Unknown)

GENDER

- 70% Male
- 30% Female

In-depth look at Respondents tested in the Hospital / Emergency Dept. (n=13)

FACT ABOUT RESPONDENTS TESTED IN HOSPITAL / EMERGENCY DEPARTMENT

- 95% received prevention messages before testing positive
- 46% discussed transmission risks with friends and family
- 69% did not know anyone HIV positive prior to testing positive

77%

Never Tested
Before

0%

Know of PrEP

92%

Were referred to
HIV Services

100%

Are taking meds

WHERE DID YOU RECEIVE INFORMATION ABOUT HIV?

- 8% social media
- 23% internet search (Google, Bing, etc.)
- 100% medical provider

77%

Are undetectable

LINKAGE TO MEDICAL CARE (n=65)

Question: What clinic do you go to see your doctor?

- McDowell Clinic
- Spectrum Medical Group
- Southwest Center
- Indian Hospital Primary Care Physician
- Parson Medical Center
- Banner Clinic
- St. Joes
- Aida Clinic

Question: Are you currently taking HIV medications?

- 56 or 86% responded Yes
- 9 or 14% responded No

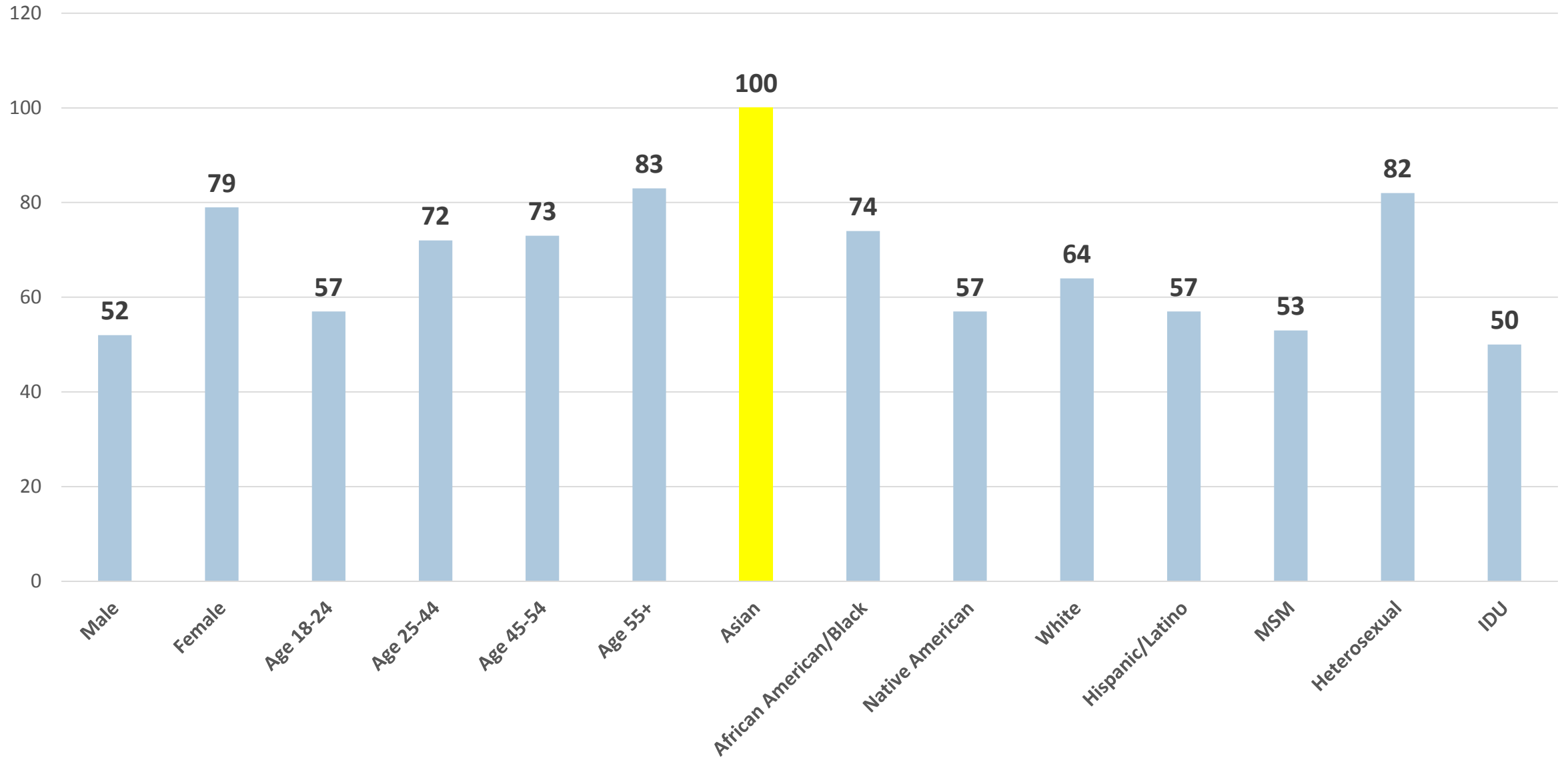
Question: What was your last viral load count?

- 49 or 75% responded undetectable
- 5 or 8% responded they are newly diagnosed within the last month and have not had lab results
- 11 or 17% responded with a viral load less than 1000/ml

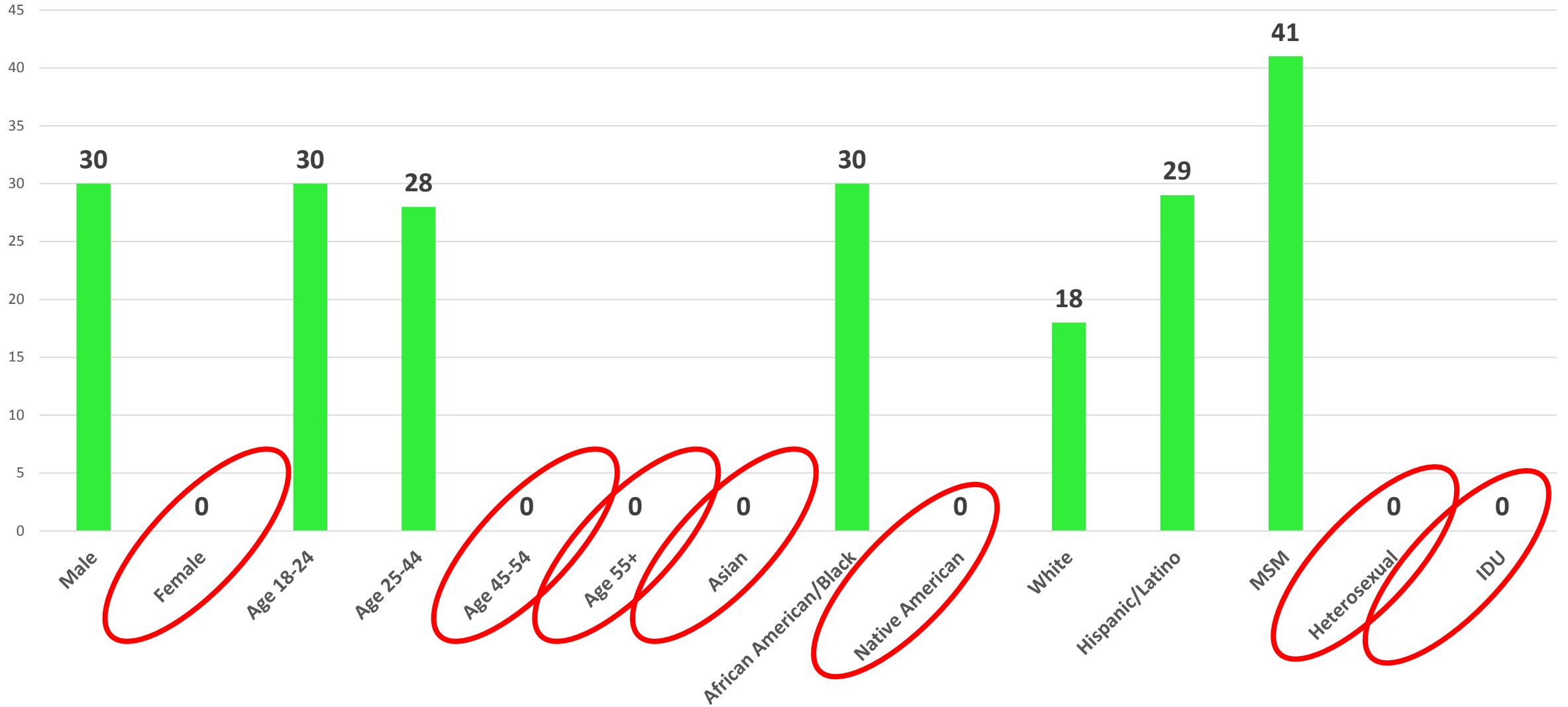
Question: How satisfied are you with the HIV services you receive?

- 55 or 85% responded very satisfied
- 8 or 12% responded satisfied
- 2 or 3% responded dissatisfied

% of HIV Viral Loads (Undetectable <200) Across Multiple Respondent Groups



% of Knowledge about PrEP prior to HIV positive test Across Multiple Respondent Groups



% of Respondents who had received an HIV test prior to testing HIV Positive



HIV TESTING (n=65)

Question: Where did you first test positive?

Emergency room, clinic, health department, another state, primary care doctor, local testing facility, life insurance testing, plasma center.

Question: Had you been tested for HIV before receiving your positive test?

35 or 54% responded Yes

30 or 46% responded No

Question: Why did you get tested?

- I was feeling sick and went to the ER
- I got tested with my partner
- I was getting sores on my skin
- I get tested regularly
- My partner is positive
- Because I moved to the US from Africa
- I thought I had an STD
- I was contacted by partner notification services
- I was starting a new relationship
- Because I was donating my blood
- My doctor asked me
- During a routine physical
- I was applying for life insurance

HIV TESTING (n=65)

Question: When you were going for your HIV test, describe your state of mind.

- Nervous
- Anxious
- Scared
- Sick
- Freaked out
- Calm
- Shocked
- Sweating
- Sad
- Afraid
- Normal
- Overwhelmed
- Relaxed
- Peaceful
- Mad
- Angry
- Shaking
- Paranoid

Question: Did anyone accompany you to your HIV test?

45 or 69% responded No

20 or 31% responded Yes

Question: Did they get tested as well? (n=20)

8 or 40% responded Yes

11 or 55% responded No

1 or 5% responded Not Sure

HIV TESTING (n=65)

Question: Were you serosorting on sites?

- 44 or 68% responded No
- 11 or 17% responded Yes
- 10 or 15% responded Not Sure

Question: Did you hear about PrEP?

- 43 or 66% responded No
- 14 or 22% responded Yes
- 8 or 12% responded Not Sure

Question: Did you talk to anyone about PrEP?

- 53 or 82% responded No
- 9 or 14% responded Not Sure
- 3 or 5% responded Yes

HIV TESTING RESULTS (n=65)

Question: How did you receive notice of your positive test result?

- I was sent a letter asking me to come into my Doctors office
- I received a call asking me to come into my Doctors office
- I received the results immediately after completing the test
- During my office visit
- From the testing counselor

Question: After receiving your test result, what did you do?

- Cried
- I broke down
- Was in shock
- I was so confused
- I was sad
- I expected it to happen at some point
- Called my best friend
- I was in denial and went and got tested again
- I freaked out
- I got upset
- I stayed in bed for a week
- I called my mom
- My friend and I cried in the car
- I don't really remember I was so shocked
- I cried and felt angry and mad at myself
- I took a long walk
- I passed out
- I started praying
- I was scared, nervous and afraid
- I told my wife and cried for hours

HIV TESTING RESULTS (n=65)

Question: Did you tell anyone?

- 47 or 72% responded Yes
- 18 or 28% responded No

Question: Where you referred to HIV services?

- 63 or 97% responded Yes
- 2 or 3% responded No

Question: Did you feel like the person giving you your test results that they were compassionate and culturally competent?

- 56 or 86% responded Yes
- 8 or 12% responded No
- 1 or 2% responded Not Sure

Question: Did you feel you were hand-held through the process from notification to your first HIV medical appointment?

- 54 or 83% responded Yes
- 10 or 15% responded No
- 1 or 2% responded Not Sure

HIV TESTING RESULTS (n=65)

Question: Do you have a doctor that you are comfortable talking about sex with?

- 55 or 85% responded Yes
- 9 or 14% responded No
- 1 or 2% responded Not Sure

Question: Does your doctor ask about your sexual history?

- 59 or 91% responded Yes
- 4 or 6% responded No
- 2 or 3% responded Not Sure

Question: Thinking back to your risk events, is there anything you wish you knew about HIV back then that would have perhaps kept you negative?

- More education about HIV
- More education about protection
- More knowledge about risks
- I wish I didn't trust my sexual partners
- I wish I used protection
- I wish I was on PrEP
- I wish I didn't shoot dope
- I wish I never had sex
- I wish people were honest about their status