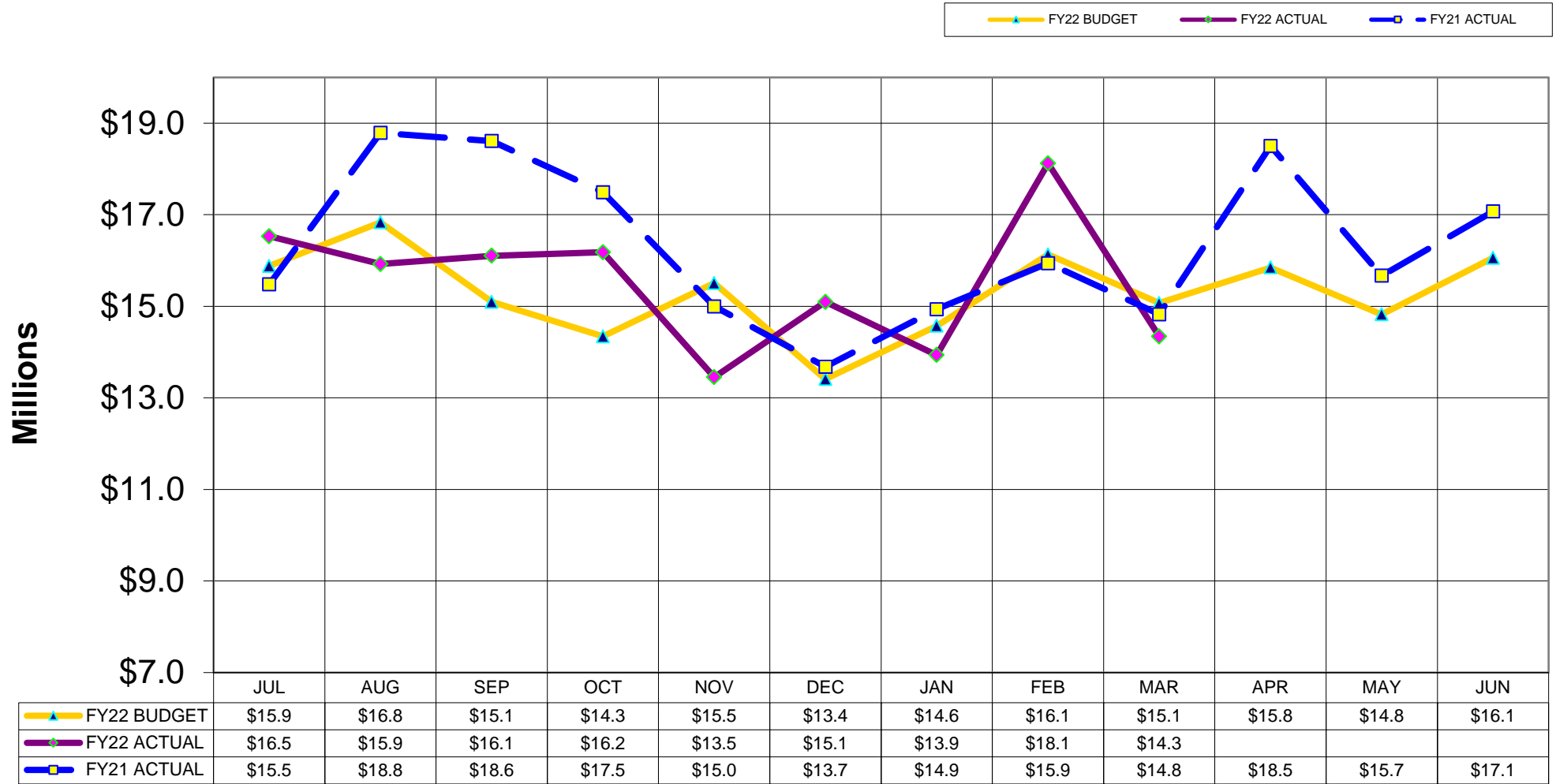


Monthly General Fund Vehicle License Tax Revenues Budget Vs. Actual



Tax is received by the County one month after it is collected at retail.
 Amounts are presented in the month when the cash payment is received (cash basis).

**MARICOPA COUNTY
JAIL TAX COLLECTIONS
FY 21-22**

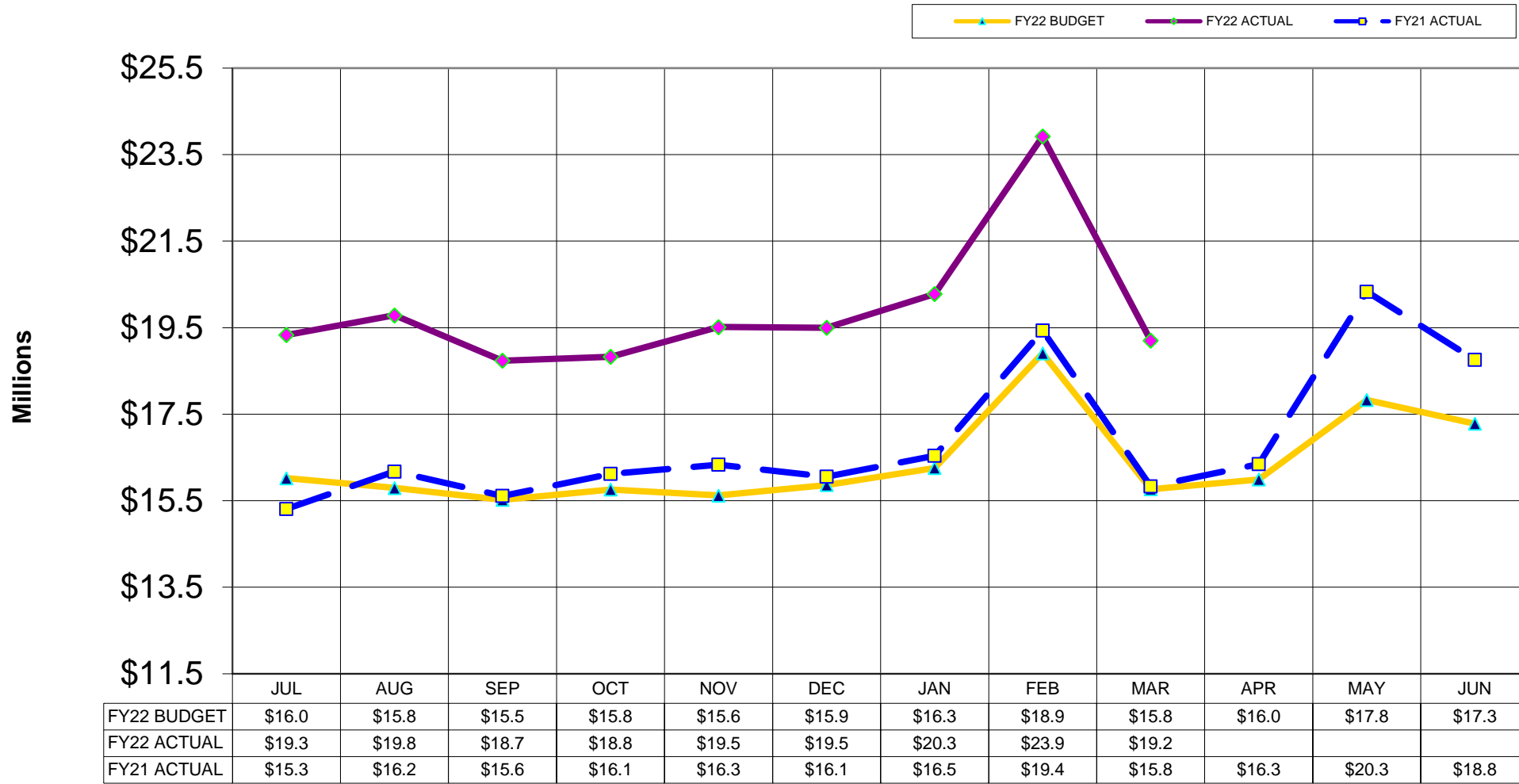
ACTUAL FY 20-21		MONTHLY/YTD COLLECTIONS FY 21-22 & COMPARISON TO FY 20-21					YTD BUDGET TO ACTUAL FY 21-22					
A	B	C	D (C-A)/A	E	F(E-B)	G (F/B)	H	I (E)	J (I-H)	K (J/H)		
		(link)			YTD				TOTAL			
MONTH	YTD	MONTH	% MTH	YTD	VARIANCE	% YTD	BUDGET	ACTUAL	VARIANCE	% YTD		
JUL	\$ 15,310,738	\$ 15,310,738		\$ 19,331,208	26.3%	\$ 19,331,208	\$ 4,020,469	26.3%	\$ 16,022,161	\$ 19,331,208	\$ 3,309,047	20.7%
AUG	\$ 16,176,809	\$ 31,487,548		\$ 19,786,095	22.3%	\$ 39,117,303	\$ 7,629,755	24.2%	\$ 31,818,708	\$ 39,117,303	\$ 7,298,595	22.9%
SEP	\$ 15,611,557	\$ 47,099,105		\$ 18,736,419	20.0%	\$ 57,853,721	\$ 10,754,616	22.8%	\$ 47,338,870	\$ 57,853,721	\$ 10,514,851	22.2%
OCT	\$ 16,122,141	\$ 63,221,246		\$ 18,829,759	16.8%	\$ 76,683,480	\$ 13,462,234	21.3%	\$ 63,100,817	\$ 76,683,480	\$ 13,582,663	21.5%
NOV	\$ 16,334,012	\$ 79,555,258		\$ 19,515,315	19.5%	\$ 96,198,795	\$ 16,643,537	20.9%	\$ 78,721,873	\$ 96,198,795	\$ 17,476,922	22.2%
DEC	\$ 16,055,801	\$ 95,611,059		\$ 19,498,799	21.4%	\$ 115,697,594	\$ 20,086,535	21.0%	\$ 94,585,533	\$ 115,697,594	\$ 21,112,061	22.3%
JAN	\$ 16,541,926	\$ 112,152,985		\$ 20,276,727	22.6%	\$ 135,974,321	\$ 23,821,336	21.2%	\$ 110,841,709	\$ 135,974,321	\$ 25,132,612	22.7%
FEB	\$ 19,434,426	\$ 131,587,411		\$ 23,919,352	23.1%	\$ 159,893,673	\$ 28,306,262	21.5%	\$ 129,750,685	\$ 159,893,673	\$ 30,142,988	23.2%
MAR	\$ 15,831,568	\$ 147,418,979		\$ 19,200,082	21.3%	\$ 179,093,755	\$ 31,674,776	21.5%	\$ 145,515,105	\$ 179,093,755	\$ 33,578,650	23.1%
APR	\$ 16,344,510	\$ 163,763,489		\$ -	0.0%	\$ -	\$ -	0.0%	\$ 161,506,066	\$ -	\$ -	0.0%
MAY	\$ 20,332,835	\$ 184,096,324		\$ -	0.0%	\$ -	\$ -	0.0%	\$ 179,335,545	\$ -	\$ -	0.0%
JUN	\$ 18,758,493	\$ 202,854,817		\$ -	0.0%	\$ -	\$ -	0.0%	\$ 196,615,774	\$ -	\$ -	0.0%

\$202,854,817

\$ 179,093,755

YTD (Year To Date)

Monthly Jail Tax Revenues Budget Vs. Actual



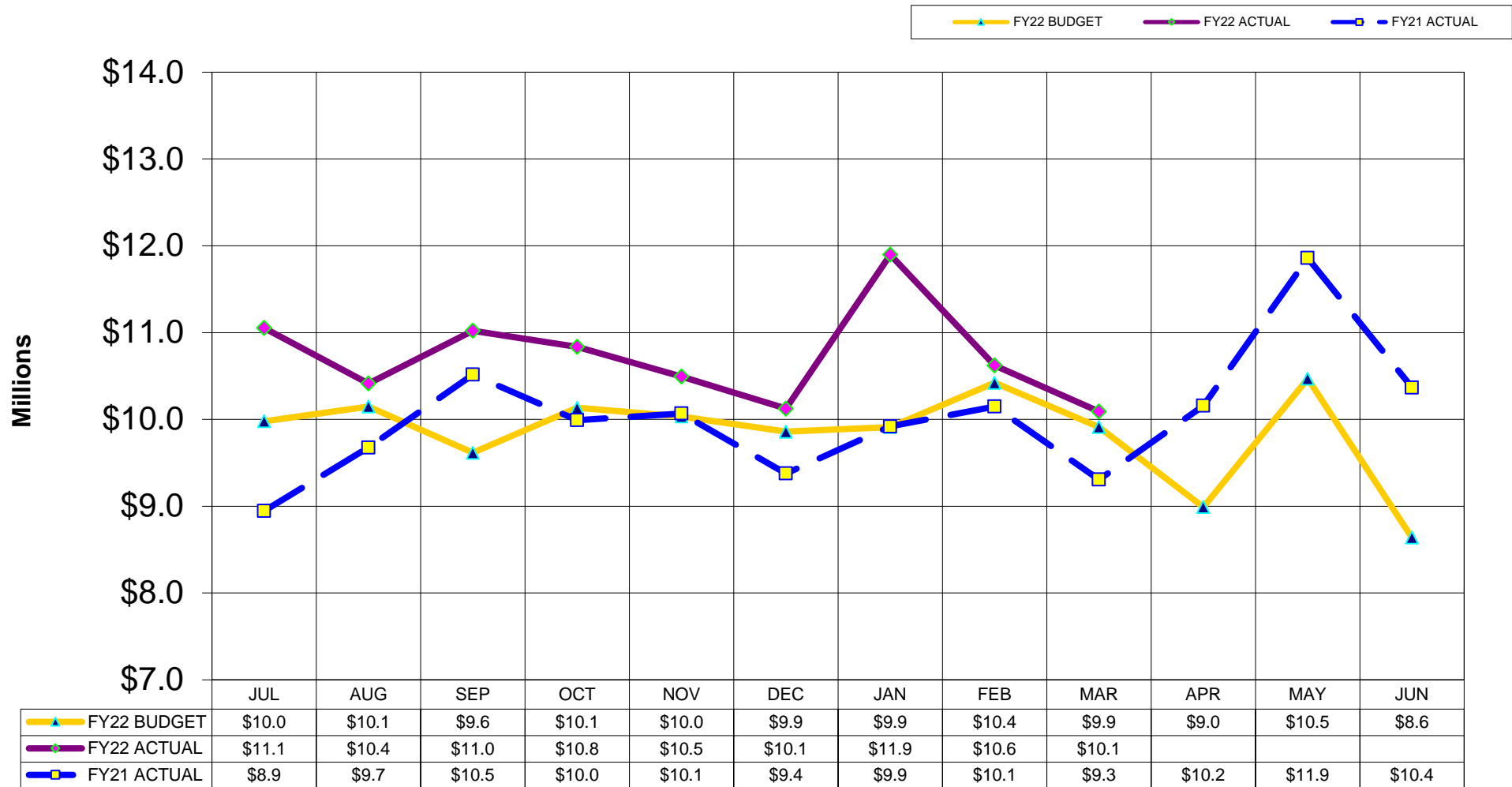
Tax is received by the County two months after it is collected at retail.
 Amounts are presented in the month when the cash payment is received (cash basis).

MARICOPA COUNTY
TRANSPORTATION FUND - HIGHWAY URBAN REVENUE FUNDS (HURF) COLLECTIONS
FY 21-22

ACTUAL FY 20-21		MONTHLY/YTD COLLECTIONS FY 21-22 & COMPARISON TO FY 20-21						YTD BUDGET TO ACTUAL FY 21-22				
A	B	C	D (C-A)/A	E	F(E-B)	G (F/B)	H	I (E)	J (I-H)	K (J/H)		
MONTH	YTD	(link) MONTH	% MTH	YTD	YTD VARIANCE	% YTD	BUDGET	ACTUAL	TOTAL VARIANCE	% YTD		
JUL	\$ 8,945,738	\$ 8,945,738		\$ 11,053,016	23.6%	\$ 11,053,016	\$ 2,107,278	23.6%	\$ 9,979,311	\$ 11,053,016	\$ 1,073,705	10.8%
AUG	\$ 9,676,703	\$ 18,622,442		\$ 10,414,704	7.6%	\$ 21,467,721	\$ 2,845,279	15.3%	\$ 20,127,256	\$ 21,467,721	\$ 1,340,465	6.7%
SEP	\$ 10,516,794	\$ 29,139,235		\$ 11,022,432	4.8%	\$ 32,490,152	\$ 3,350,917	11.5%	\$ 29,742,518	\$ 32,490,152	\$ 2,747,634	9.2%
OCT	\$ 9,991,115	\$ 39,130,350		\$ 10,835,147	8.4%	\$ 43,325,299	\$ 4,194,949	10.7%	\$ 39,876,559	\$ 43,325,299	\$ 3,448,740	8.6%
NOV	\$ 10,067,266	\$ 49,197,617		\$ 10,493,463	4.2%	\$ 53,818,763	\$ 4,621,146	9.4%	\$ 49,910,736	\$ 53,818,763	\$ 3,908,027	7.8%
DEC	\$ 9,377,110	\$ 58,574,727		\$ 10,123,822	8.0%	\$ 63,942,585	\$ 5,367,858	9.2%	\$ 59,769,095	\$ 63,942,585	\$ 4,173,490	7.0%
JAN	\$ 9,920,089	\$ 68,494,815		\$ 11,896,905	19.9%	\$ 75,839,490	\$ 7,344,675	10.7%	\$ 69,681,641	\$ 75,839,490	\$ 6,157,849	8.8%
FEB	\$ 10,147,317	\$ 78,642,133		\$ 10,621,317	4.7%	\$ 86,460,808	\$ 7,818,675	9.9%	\$ 80,103,228	\$ 86,460,808	\$ 6,357,580	7.9%
MAR	\$ 9,307,481	\$ 87,949,613		\$ 10,091,184	8.4%	\$ 96,551,992	\$ 8,602,379	9.8%	\$ 90,015,285	\$ 96,551,992	\$ 6,536,707	7.3%
APR	\$ 10,157,458	\$ 98,107,072		\$ -	0.0%	\$ -	\$ -	0.0%	\$ 99,006,159	\$ -	\$ -	0.0%
MAY	\$ 11,858,811	\$ 109,965,883		\$ -	0.0%	\$ -	\$ -	0.0%	\$ 109,474,959	\$ -	\$ -	0.0%
JUN	\$ 10,367,591	\$ 120,333,474		\$ -	0.0%	\$ -	\$ -	0.0%	\$ 118,112,470	\$ -	\$ -	0.0%
<u>\$ 120,333,474</u>				<u>\$ 96,551,992</u>								

YTD (Year To Date)

Monthly Transportation Fund HURF Revenues Budget Vs. Actual



Amounts are presented in the month when the cash payment is received (cash basis).